

Steelcase®



D2022

**Partito**  
Space division

Visit [Steelcase.com](http://Steelcase.com)

 [facebook.com/Steelcase](https://facebook.com/Steelcase)  [twitter.com/Steelcase](https://twitter.com/Steelcase)  [youtube.com/SteelcaseTV](https://youtube.com/SteelcaseTV)

Concept and Design / Steelcase  
DM706EN 06/15 © 2015 Steelcase® All rights reserved. All specifications subject to change without notice.  
Printed on at least 60% recycled paper. Cert no. BV-COC-858659. Printed in France by OTT Imprimeurs – Wasselonne.



**Steelcase**



C9539 | GESTURE TASK CHAIR (AT03), B-FREE CUBES (TR08/RE02), B-FREE HIGH TABLES (WY/MG), OCCASIONAL TABLES (WY/MG), OLOGY (G0), 1+1 WELCOME TOOLS, PARTITO SCREEN (AT03), DASH LAMP

## Partito brings structure to space

People have an inbuilt need for their own personal space.

In today's office environment the situation is no different. That's why Steelcase created Partito, a flexible and ingenious system that optimises the way in which those valuable square metres are divided up.

Partito brings structure to open areas and offers support for the many different types of tasks carried out during the working day.





D1009 | PARTITO WALL (AT12), QIVI COLLABORATIVE CHAIRS (WHITE/TR13/TR16), FLIPTOP TWIN TABLES (WY/WM)

## Partito Wall

An ingeniously straightforward way of partitioning a room without sacrificing any precious floor space. In addition, clever cable management makes data and power distribution virtually invisible, while acoustic absorption means effective soundproofing.

## Partito Screen

Successfully combining design and functionality. The clear, straight lines combined with the choice of materials and colours help maintain individuality. Adjustable in height for extra convenience, it can incorporate accessories like a flat screen monitor support or other simple tools for efficient organisation of your workspace.

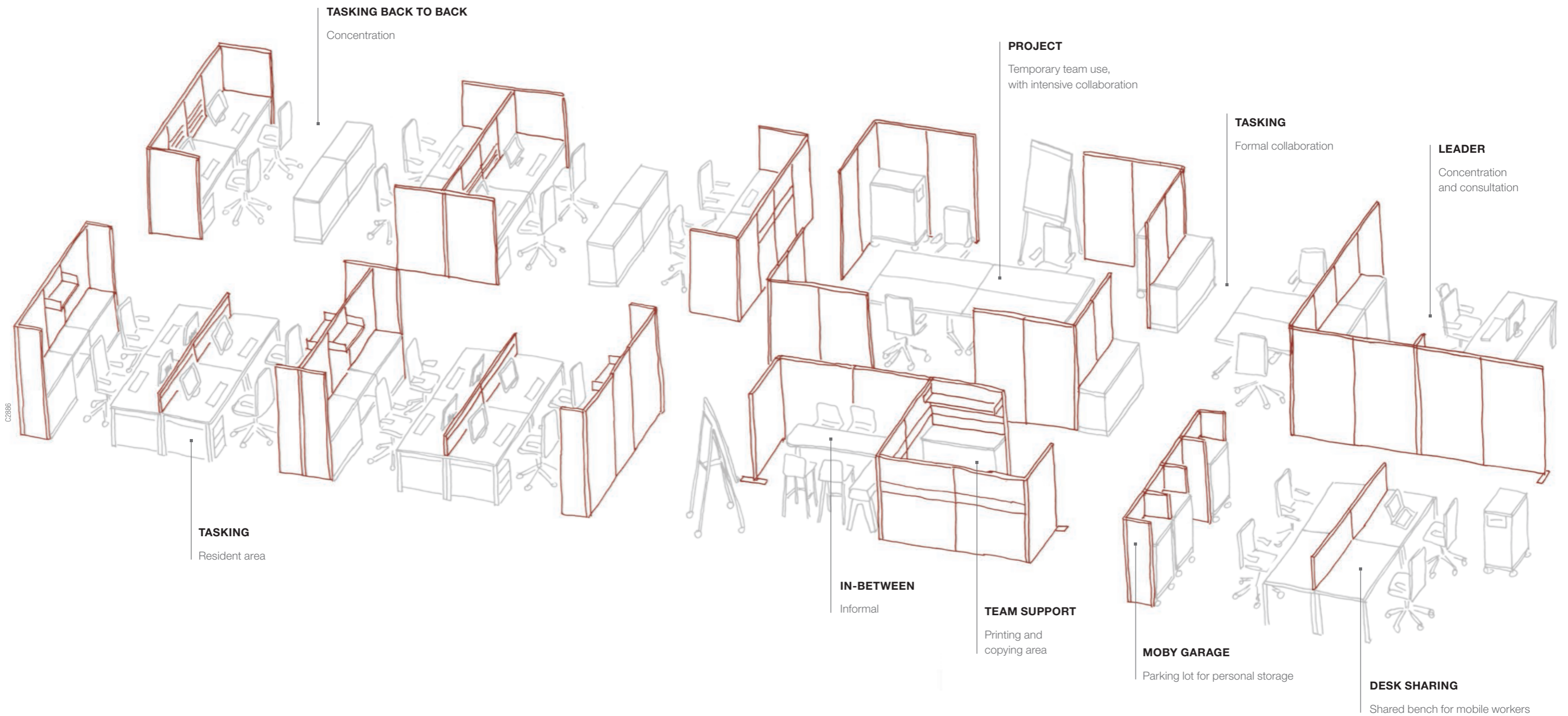


D0041 | OLOGY FIXED HEIGHT (SN), DIVISIO (AT14), PARTITO SCREEN (DB19), HIGH DENSITY STORAGE (WY), AMIA TASK CHAIR (TR02)



## A framework for success

Partito supports the many different types of activities that take place every day in the office. With one design and two solutions, you can create areas that make it easy for people to work together, or that help them to concentrate and function independently. You can also facilitate communication, create the right ambience for learning, and even help in the decision-making process. No matter what's going on, Partito can help make it happen. Partito Walls and Screens are simple to integrate into all our desks.







C9376 | THINK OFFICE CHAIR (3D15/TR15), ACTIVA BENCH (WY/WM), 1+1 WELCOME TOOLS, PARTITO SCREEN (AT16), IMPLICIT PEDESTAL (AO/AT16)

ON AVERAGE

**80%**

of your working time is spent with someone else.

## Balancing communication and concentration

The visual and physical privacy you establish with Partito Screens means you have your own personal space for working independently – or sharing your ideas with others.



C5604



D0013

### EVERYONE HAS TO BE ABLE TO CONCENTRATE.

Partito contributes to business performance by giving people the peace and space they need to think clearly and work decisively.

### STUDIES REVEAL THAT MOST INNOVATIONS OCCUR THROUGH WORKING WITH SOMEONE ELSE.

Partito gives you the opportunity to do just that.





C5951



C5069



C2957

## The finishing touch for workspaces

Be it a call center, a project team area or bench within the open plan, Partito screen and rail leverage the needed visual privacy. Different work atmospheres can be created thanks to 3 types of infills: melamine, translucent PMMA and fabric with a wide range of colours.





D0049 | OLOGY FIXED HEIGHT (SN), DIVISIO (AT14), PARTITO SCREEN (DB19)

## Workers become more productive when they are motivated by a truly comfortable workstation.

You can only get the best out of people when they feel truly comfortable and at ease at their workstations. With Partito you can easily personalise their environment so you feel more at home while at work.

People can spend 30 minutes of each working day searching for information. Partito helps you organise better and find what you need quicker. Worktools like paper trays and binder holders – at whatever height you find most convenient – make many daily tasks go a lot smoother.



C9609  
Dash mini lamp



B8861  
Partito Screen with Orga panel 5 Rail, 1+1  
Organisation tools and acrylic double-web



C5481  
1+1 Letter Tray and Connecting Hub



B6248  
Flat screen monitor arm Forward Arm



C0801  
Shelf



C0786  
Magnetic board



## HOW PARTITO MANAGES SOUND

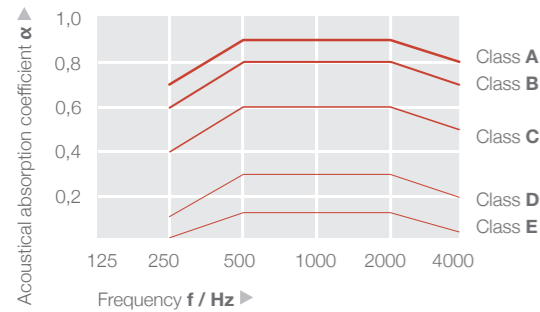
Partitioning panels containing effective sound-absorbing materials are indispensable in the open-plan offices of today.

### ACOUSTICAL ABSORPTION IS THE SOUND POWER THAT IS NOT REFLECTED:

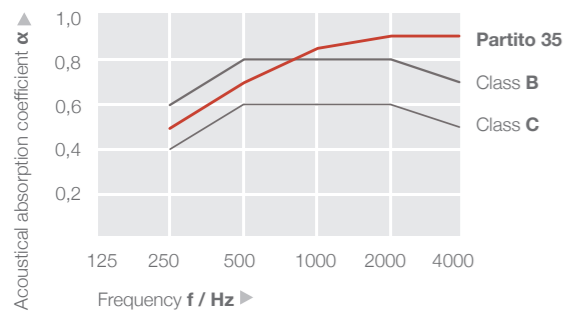
- total sound reflection means  $\alpha = 0$
- total sound absorption means  $\alpha = 1$



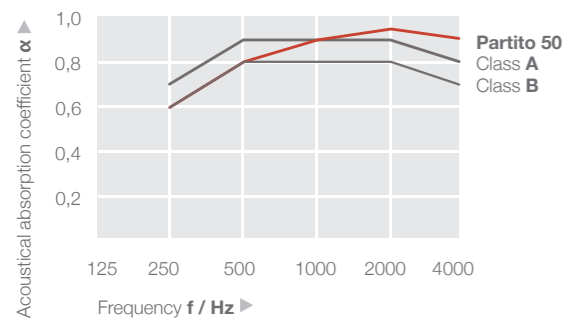
The relevant frequency range for office spaces falls between 250 – 4000Hz.



Partito Wall 35mm qualifies for acoustical absorption Class C. This means 50-90% of the noise occurring will be absorbed between 250 and 4000Hz.



Partito Wall 50mm qualifies for acoustical absorption Class B. This means 60-95% of the noise occurring will be absorbed between 250 and 4000Hz.



D1013 | PARTITO WALL (AT12), QIVI COLLABORATIVE CHAIRS (TR12/AT16/MESH 05)

## Excellent acoustic performance

It can take up to 15 minutes to fully get back into your work after being disturbed. Noise can be a major source of irritation in the office. Partito Walls and Screens have excellent acoustic damping properties. You hear less unwanted background sounds, so you can carry on with your work undisturbed. Meanwhile the things you say – think of a confidential phone call – have less chance of being overheard by others.



# Partito Wall

## Connecting people to power

By making full use of all the available space – and running cables in both horizontal and vertical directions – power and data cables can be neatly routed right up to where they are needed. Without being even seen. Get plugged in faster and smarter with Partito.



D0662



C0848  
Horizontal cable tray, lateral access



C0829  
Horizontal cable tray, cable brackets



C0825  
Horizontal cable tray, cable guidance



C0811  
Horizontal cable tray, tool free assembly




C2872  
Horizontal cable tray, cut out and cover



C0823  
Horizontal cable tray, cover



C0822  
Vertical cable tray, end element



C0846  
Vertical cable tray, intermediate element



C0818  
Vertical cable tray, cover



C0844  
Vertical cable tray, cable access on top



C0839  
Vertical cable tray, lateral access

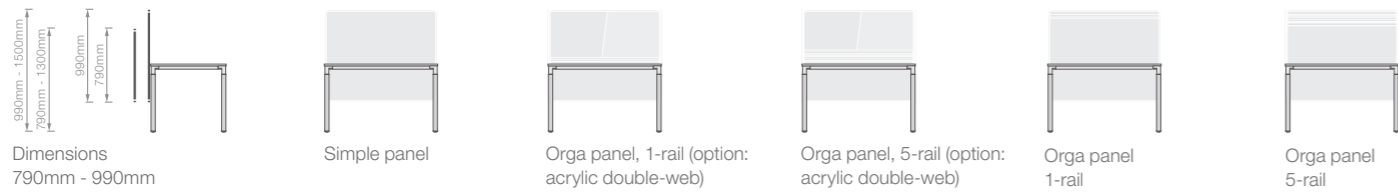


C0847  
Cable guidance vertical/horizontal cable tray

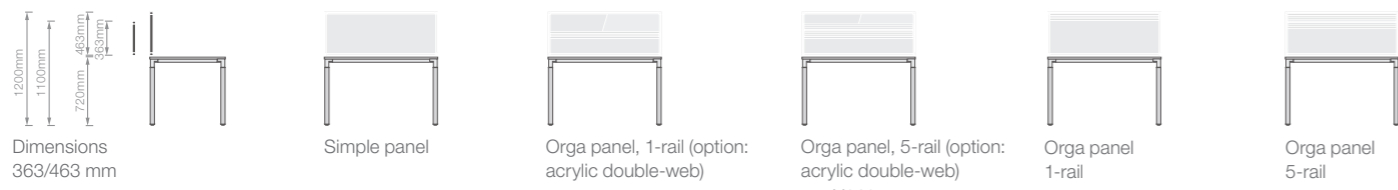


## STATEMENT OF LINE

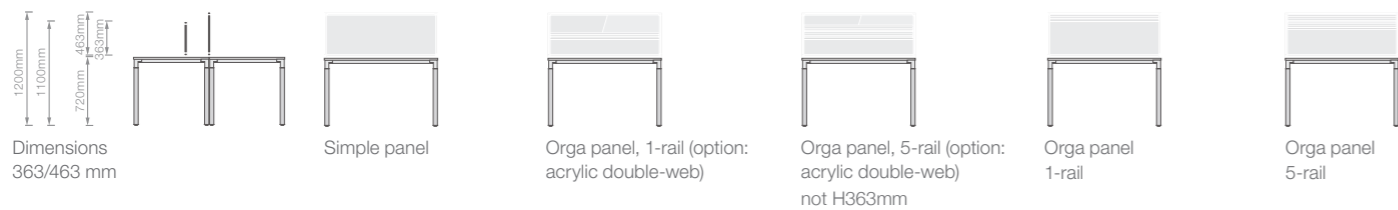
### PARTITO SCREEN | HEIGHT ADJUSTABLE



### PARTITO SCREEN | ON DESK



### PARTITO SCREEN | BACK TO BACK



## PARTITO WALL SYSTEM OVERVIEW

	SIMPLE PANEL	CABLE TRAY UNDER DESK	CABLE TRAY UNDER DESK	ORGA PANEL 1-RAIL	ORGA PANEL 5-RAIL	TRANSITION
<b>Height (*File height)</b>						
H1100mm	•	•				
H1155mm (3 FH*)	•	•				
H1165mm	•	•				
H1200mm	•	•				
H1300mm	•	•				1100mm/1300mm
H1400mm (3,5 FH*)	•	•	•	•	•	
H1487mm (4 FH*)	•	•	•	•	•	3/4 FH*
H1500mm	•	•	•	•	•	1300mm/1500mm
H1540mm	•	•	•	•	•	1165mm/1540mm
H1700mm	•	•	•	•	•	1500mm/1700mm
H1887mm (5 FH*)	•	•	•	•	•	4/5 FH*
H1915mm	•	•	•	•	•	1540mm/1915mm
H1980mm	•	•	•	•	•	
<b>Width</b>						
W400mm	•	•	•	•	•	
W600mm	•	•	•	•	•	
W800mm	•	•	•	•	•	•
W1000mm	•	•	•	•	•	
W1200mm	•	•	•	•	•	
<b>Thickness of panel</b>						
8 mm	•	•	•	•	•	
35 mm	•	•	•	•	•	

## SURFACE MATERIALS

Surface materials (shown in brochure):

### FABRIC

- AT16 Atlantic Blue Jay
- 2007 Gaja C2C Petrol
- AT03 Apple Green

### MELAMINE

- AT05 Atlantic Orange
- AT12 Atlantic Beige
- DB22 Lucia Sand
- WM Arctic White Mat
- WY Snow
- CW Clear Walnut

### PAINT

- SL Platinum metallic
- MG Merle

Colours are representative and may vary slightly from actual material.

## SUSTAINABILITY

### DESIGNING FOR THE ENVIRONMENT REQUIRES INNOVATIVE THINKING AND SOLUTIONS.



### LIFE CYCLE ASSESSMENT

During our products development process we consider each stage of the life cycle: from materials extraction, production, transport, use and reuse, until the end of its life.

Thanks to the Life Cycle Assessment (LCA) method, Steelcase quantified Partito Screen environmental impacts to set the stage for further improvements.

This method, based on ISO 14040 and 14044 and selected by The European Union for environmental evaluation, allows us to quantify the environmental impact of our products throughout their whole lifecycle.

### MATERIALS

24% recycled materials. Packaged with 30% recycled cardboard that uses water-based inks without solvents.

### PRODUCTION

Made by Steelcase in Stribro (Czech Republic) and Madrid (Spain). Uses powder-coat paints: VOC-free and free of heavy metals. Water-based adhesives used in manufacturing.

### TRANSPORT

Made in Europe, close to customers. Flat packaging to keep transport volumes low and improve filling rates.

### USE

Designed for a long product life, with replaceable parts. Maintenance information available upon request.

### END OF LIFE

45% theoretically recyclable by weight. Designed for quick and easy disassembly of materials. Plastic parts clearly labelled for easy sorting and effective recycling, according to ISO 11469. Designed to enable responsible end of use strategies - refurbishing, charitable donation or recycling. 100% theoretically recyclable packaging.

### CERTIFICATIONS

To show continuous improvements, we communicate Partito Screen environmental performance through voluntary environmental labels and declarations. Sustainability related actions and results are communicated in the annual Steelcase Corporate Responsibility report.

### PRODUCT

PEP Product Environmental Profile

NF Office Excellence Certifié

Indoor Advantage Gold

### MATERIALS

Programme for the Endorsement of Forest Certification

### PLANTS

ISO 14001 - Environmental management system

### FIND OUT MORE

Visit [steelcase.com](https://steelcase.com) to discover more about Steelcase's unique ecodesign strategy.